

# IF YOU...

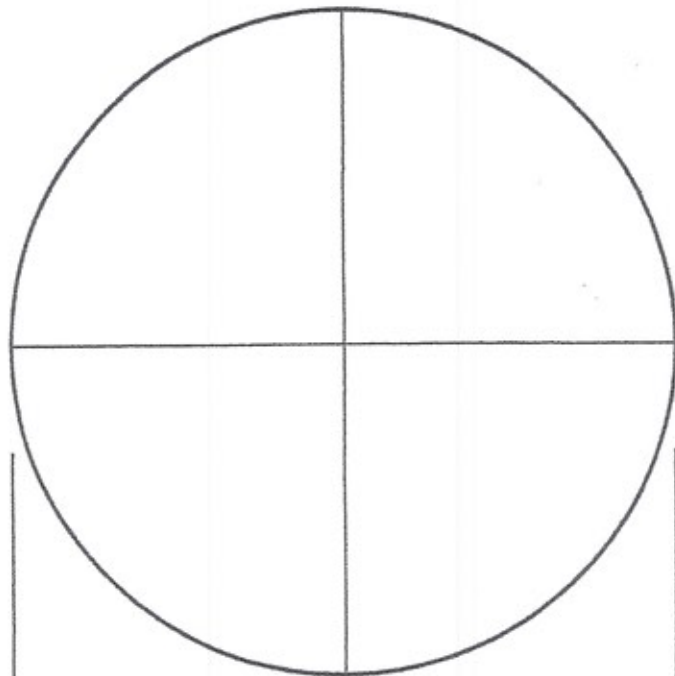


MIX IT. FILL IT. PACK IT. SHIP IT.


# WE HAVE A **PRODUCT** FOR YOU



Part #	30W71K
Neck Width	70mm
Neck Finish	70-400
Color	Black
Material	Metal



"I" = 2.781 MAX  
 (KNURL O.D.)




"E" = 2.686 MAX  
 (CAP THREAD I.D.) PLUG GAUGE VERIFIED

"C" = 2.881 MAX  
 (CURL O.D.)

SIZE 70 MM CT SCREW CAP

METAL CLOSURE  
 CONTINUOUS THREAD DIMENSIONS



The Max & Min. inside diameter of the thread are determined by round Max & Min plug gauges. The closure should permit entry of the min gauge and no entry with a slight drag on the max gauge.

Specifications show dimensions to which screw caps are normally made. Variability in material may affect final dimensions of a particular lot.

Closure dimensions shown are those which have been found to be functional. Based on industry experience. Because of variability in closure materials and container dimensions, each closure/system should be individually evaluated to ensure it meets applicable performance criteria. Closures having dimensions outside these ranges are also appropriate for use if applicable performance criteria are met. Actual Container dimensions are controlling requirement and must be evaluated to ensure proper fit.

DWG. No. 600505

DATE: 1951  
 DWG. BY LJT

CMA Rev. 10/10/06

CTC-101-09  
 PRECISION CALIPER VERIFIED  
 BY: JDV 12-10-98

Note: USER RESPONSIBLE FOR  
 PERFORMANCE OF CONTAINER