

1. PUT ASSEMBLED BOX ON ITS SIDE AND PLACE THE BOTTOM OUTER FLAP ON THE WOODEN PALLET.
CENTER THE FLAP ON THE PALLET BY LINING UP THE FLAP SCORE WITH THE END OF THE PALLET.
NAIL THE FLAP TO THE PALLET WITH ONE NAIL NEAR EACH CORNER OF THE FLAP. (SEE FIGURE 1)
2. FLIP THE BOX UPRIGHT ONTO THE PALLET. (SEE FIGURE 2)
3. INSERT (50" X 40" X 80" 6 MIL) CLEAR POLY BAG INSIDE THE BOX AND PULL THE EXCESS DOWN OVER THE OUTSIDE OF THE BOX. (SEE FIGURE 3)
FILL POLY BAG WITH HAZARDOUS MATERIAL.
4. BUNCH AND FOLD POLYBAG OVER AT CENTER AND TAPE TIGHTLY WITH 2 COMPLETE WRAPS OF 2" CLEAR PLASTIC TAPE -3M TYPE 371 TO MAKE BAG SIFT PROOF. TAKE TAPED END OF POLYBAG AND FOLD OVER INSIDE OF BOX BEFORE APPLYING ASSEMBLED LID. (SEE FIGURE 4 AND 4a)
5. FOLD DOWN (4) SCORES ON LID, INSERT TAB 'A' UNDER TAB 'B' AND PLACE ASSEMBLED LID ON BOX. (SEE FIGURE 4a)
6. SECURE ASSEMBLED BOX TO THE PALLET WITH THE POLYPROPYLENE STRAPS & BUCKLES THROUGH THE FORK SIDE ENTRY OF THE PALLET AND TIGHTEN EACH STRAP UNTIL THERE IS 49.5" OF EXCESS STRAPPING REMAINING. (SEE FIGURE 5 AND 5a)

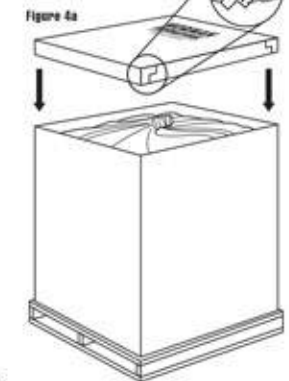
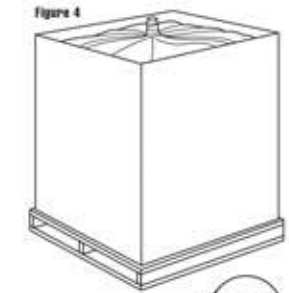

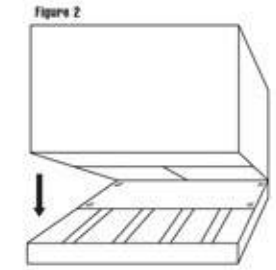
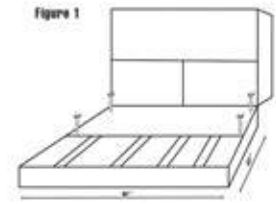
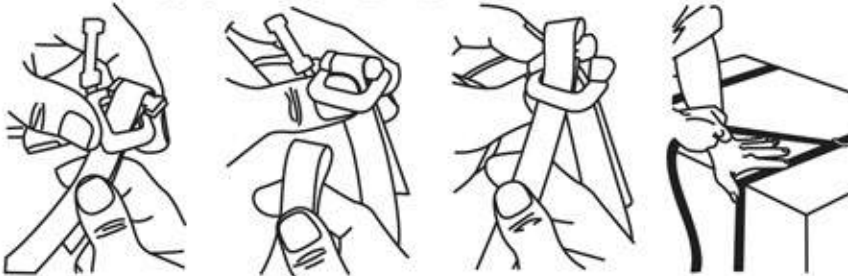


Figure 5

How to apply strapping & plastic buckles



1. Fold strap over, and away from you, creating a 3" loop. Pass the loop up through middle of buckle and bend line into the loop. Pull down on both strapping thicknesses to secure the tie.
2. With strap around carton/pallet, take other end of strap and form another loop.
3. Insert new loop into middle of buckle. Bend other line into the loop. Pull on the strap from new end to remove slack.
4. Use finger pressure to hold strap in place around carton. Pull strap until the required excess length of strap extends beyond buckle. (see step 6)

Figure 5

How to apply strapping & plastic buckles

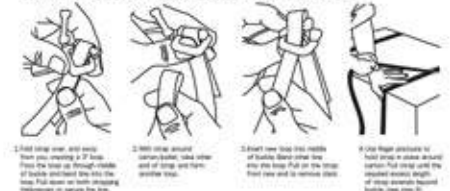
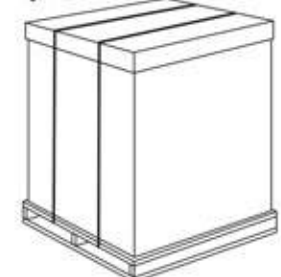


Figure 5a



UN 11G COMPLIANCE ONLY WHEN ALL PARTS OF COMBINATION PACKAGE ARE USED

ALL OF THE FOLLOWING COMPONENTS MUST BE USED TO COMPLY WITH CERTIFICATION:

1. BOX AND LID INCLUDED WITH PACK.
2. POLY BAG INCLUDED WITH PACK.
3. 2 P.P. STRAPS, 2 BUCKLES AND 4 NAILS INCLUDED WITH PACK.
4. ONE 2-WAY (40"X40"X5") WOOD PALLET NOT INCLUDED.
5. 2" PLASTIC TAPE (3M TYPE 371) FOR BAG NOT INCLUDED.