

# IF YOU...



MIX IT. FILL IT. PACK IT. SHIP IT.

# WE HAVE A PRODUCT FOR YOU





Part #56WB54

Open Head Plastic Drums

57 Gallon Blue Plastic Drum, UN Rated,  
Cover w/Bolt Ring



The  
**CARY**COMPANY  
Est. 1895

<p>Picture(s) of Drum</p>  <p>See pg 2 for bolt ring closure</p> <p>Target 18.6 lbs.</p>	<p>Specific Manufacturing Line:</p>		
	<p><b>Raw Materials</b></p>		
	<p>Resin L99 HMWPE (80100001)</p>	<p>Color L84E (80200012)</p>	
	<p>Specific Resin(s)</p>	<p>Color Description Euro Blue</p>	
	<p><b>Embossments</b></p>		
<p><b>Regulatory</b></p> <p>1.  1H2/Y250/S** USA M4895 2.2mm</p> <p>2.</p> <p>** Last two digits of current year</p>		<p><b>Custom</b></p> <p><b>Scheduling Note:</b> This drum should run on M4.</p> <p><b>Special Tool:</b> Impact wrench needed for closure</p>	
<p><b>Specific Comments</b></p> <p>1) UN plate must be legible w/ mfg. location, 2.2 mm, calendar wheel 2) Apply bar code label, if etch is not working and legible 3) Visually inspect sealing surface. 4) No bubbles in L ring or Top chime. 5) Do not use knife on side of drum.</p>			
<p>Lid</p> 	<p>Capseal 3/4"</p>	<p>Capseal 2"</p>	<p>Bag Part #:</p> <p>Label Part # (Placement): Product ID label shall be placed under the locking handle</p>
<p>Ring</p> 	<p>Notes =</p> <p><b>Make sure no foreign matter gets into the drum. Double check that the inside drum has no dirt / debris</b></p>		<p>Stencil # (Placement):</p> <p>Pallet Part #:</p> <p>Pallet Arrangement: 9 x9</p>