

# IF YOU...



MIX IT. FILL IT. PACK IT. SHIP IT.

## WE HAVE A **PRODUCT** FOR YOU

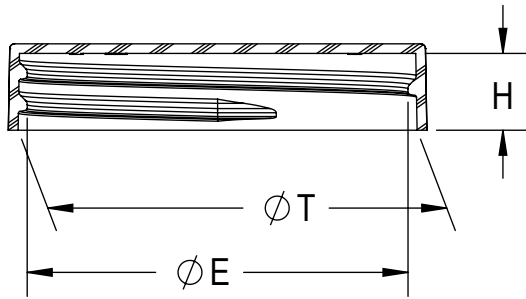
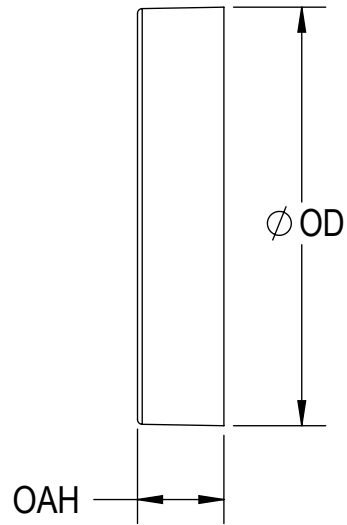
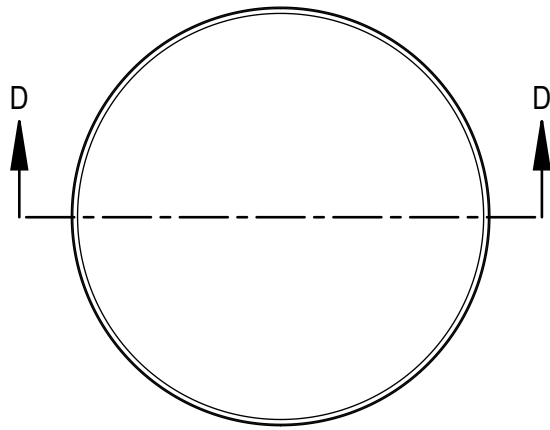
Part # 67W53P

Plastic Caps

53mm 53-400 Black Smooth Plastic Cap, Unlined



The  
**CARY**COMPANY  
Est. 1895



SECTION D-D

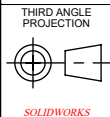
THREAD DETAIL INFORMATION  
6 THREADS PER INCH, 0.167 PITCH

REFERENCE	TOLERANCE	DIMENSION	UNITS
E	±0.015 [0.38]	1.984 [50.39]	in [mm]
T	±0.015 [0.38]	2.078 [52.78]	in [mm]
H	±0.010 [0.25]	0.400 [10.16]	in [mm]
OAH	±0.010 [0.25]	0.450 [11.43]	in [mm]
OD	±0.015 [0.38]	2.180 [55.37]	in [mm]
PART WEIGHT	± 0.80	5.10	g

STATIC TORQUE RECOMMENDATION  
**21-36 in-lbs**  
THIS REQUIREMENT MAY VARY DEPENDING  
UPON BOTTLE MATERIAL, NECK FINISH, AND  
CAPPING EQUIPMENT

DRAWING TYPE :

REPLACES DRAWINGS: C-1012		DIMENSIONS ENCLOSED IN ( ) INDICATE REFERENCE DIMENSIONS AND NO TOLERANCE LIMITS ARE ESTABLISHED	
TOLERANCES UNLESS OTHERWISE SPECIFIED			
DIMENSION (inches)	TOLERANCE	DIMENSION (mm)	TOLERANCE
0-0.787	±0.006	0-20	±0.152
0.788-1.181	±0.008	21-30	±0.203
1.182-2.756	±0.012	31-70	±0.305
2.757-3.937	±0.016	71-100	±0.406
3.938-5.096	±0.020	101-150	±0.508
5.097-7.874	±0.024	151-200	±0.610
7.875-9.843	±0.032	201-250	±0.813
ANGULAR TOLERANCE ± 2°			
PROPRIETARY AND CONFIDENTIAL			



DISTRIBUTION  
CODE  
**D**

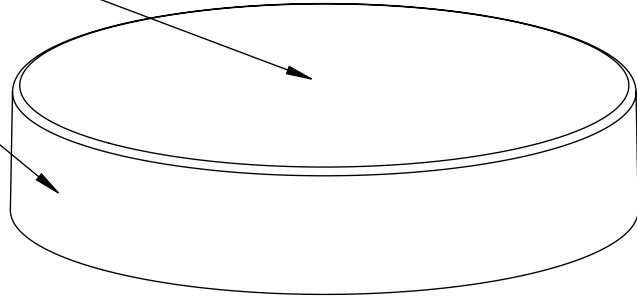
DRAWING NAME  
**53-400 CT  
S (SMOOTH SIDE, SMOOTH TOP)**

DRAWING NUMBER			
MATERIAL POLYPROPYLENE			
MODEL NUMBER:			
SCALE 1:1	SHEET SIZE 8.5 X 11	SHEET 1 of 3	REV.NP


DRAWN BY:  
ENG APPR.  
QA APPR.

REVISIONS					
DATE	REV.	N/P	DESCRIPTION	ENG	DRW
			UPDATED DRAWING FORMAT AND ASSIGNED NEW DRAWING NUMBER		
			ADDED GATE LOCATION TABLE. SPECIFICATIONS UPDATED BASED ON PRODUCTION CAPABILITY. NO STEEL CHANGES HAVE OCCURED.		

SEE TABLE FOR GATE LOCATION



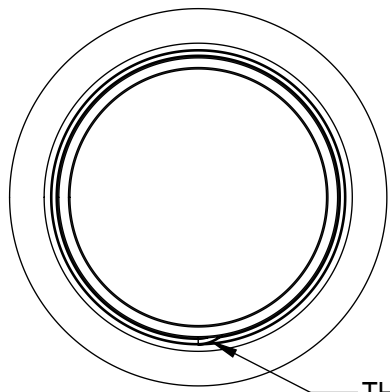
SMOOTH SIDES AND TOP



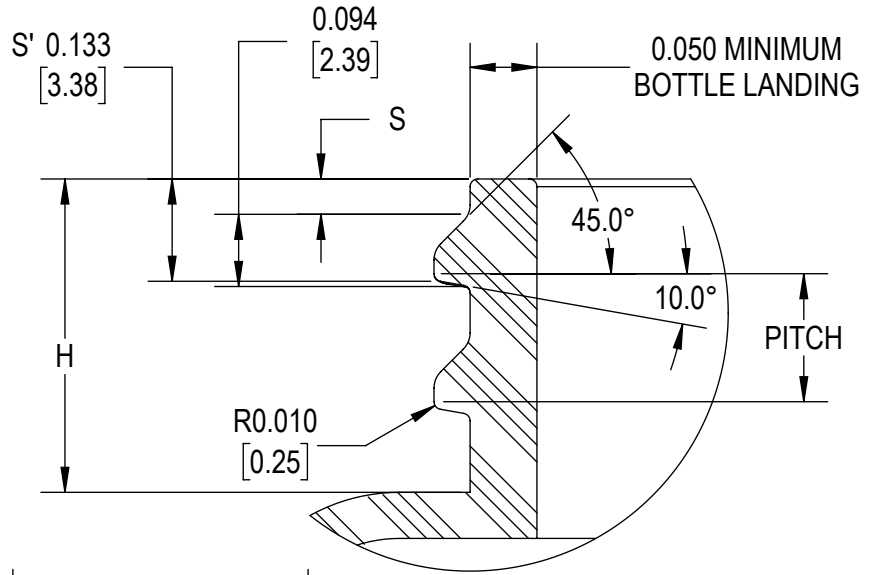
MOLD NUMBER	GATE LOCATION
53001	SIDE
53002	SIDE
53006	SIDE
53008	SIDE
53013	TOP

DRAWING TYPE :			
REFERENCES:		DIMENSIONS ENCLOSED IN ( ) INDICATE REFERENCE DIMENSIONS AND NO TOLERANCE LIMITS ARE ESTABLISHED	
TOLERANCES UNLESS OTHERWISE SPECIFIED			
DIMENSION (inches)	TOLERANCE	DIMENSION (mm)	TOLERANCE
0-0.787	±0.006	0-20	±0.152
0.788-1.181	±0.008	21-30	±0.203
1.182-2.756	±0.012	31-70	±0.305
2.757-3.937	±0.016	71-100	±0.406
3.938-5.096	±0.020	101-150	±0.508
5.097-7.874	±0.024	151-200	±0.610
7.875-9.843	±0.032	201-250	±0.813
ANGULAR TOLERANCE ± 2°			
PROPRIETARY AND CONFIDENTIAL			

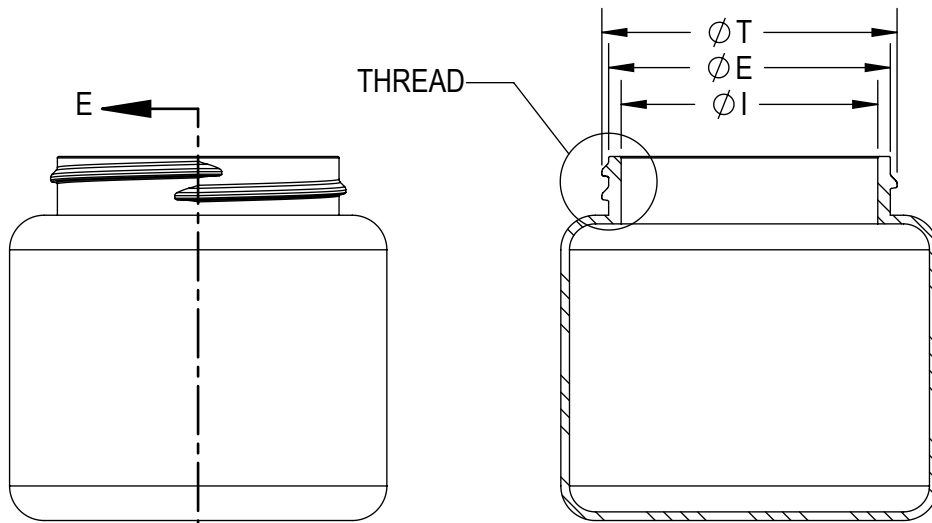
 <small>SOLIDWORKS</small>	DISTRIBUTION CODE <b>D</b>	DRAWING NAME	
		<b>53-400 CT</b> <b>S (SMOOTH SIDE, SMOOTH TOP)</b>	
DRAWN BY.		DRAWING NUMBER	
ENG APPR.		MATERIAL	
QA APPR.		POLYPROPYLENE	
		MODEL NUMBER:	
SCALE	SHEET SIZE	SHEET	REV.NP
3:2	8.5" X 11"	2 of 3	



THREAD START



DETAIL THREAD  
SCALE 4 : 1



SECTION E-E

REFERENCE	TOLERANCE	UNITS	DIMENSION
E	±0.017 [0.43]	in [mm]	1.956 [49.68]
T	±0.017 [0.43]	in [mm]	2.050 [52.07]
I	MIN	in [mm]	1.578 [40.08]
S	±0.015 [0.38]	in [mm]	0.046 [1.17]
H	MIN	in [mm]	0.408 [10.36]
PITCH		in [mm]	6
TPI			0.167

NOTE: THE NOMINAL ORIENTATION ILLUSTRATED IS BASED ON NOMINAL DIMENSIONS OF BOTH THE CLOSURE AND THE RECOMMENDED NECK FINISH. FOR EXACT ORIENTATION EACH BOTTLE SHOULD BE EVALUATED ON A CASE BY CASE BASIS.

DRAWING TYPE :

DIMENSIONS ENCLOSED IN ( ) INDICATE REFERENCE DIMENSIONS AND NO TOLERANCE LIMITS ARE ESTABLISHED

TOLERANCES UNLESS OTHERWISE SPECIFIED

DIMENSION (inches)	TOLERANCE	DIMENSION (mm)	TOLERANCE
0-0.787	±0.006	0-20	±0.152
0.788-1.181	±0.008	21-30	±0.203
1.182-2.756	±0.012	31-70	±0.305
2.757-3.937	±0.016	71-100	±0.406
3.938-5.096	±0.020	101-150	±0.508
5.097-7.874	±0.024	151-200	±0.610
7.875-9.843	±0.032	201-250	±0.813

ANGULAR TOLERANCE ± 2°

PROPRIETARY AND CONFIDENTIAL

The CARY COMPANY  
Est. 1895



THIRD ANGLE PROJECTION

DISTRIBUTION CODE

D

DRAWING NAME

53-400 CT  
RECOMMENDED NECK FINISH

DRAWING NUMBER

MATERIAL

DRAWN BY:

ENG APPR.

QA APPR.

MODEL NUMBER:

SCALE

3:4

SHEET SIZE

8.5X11

SHEET

3 of 3

REV/N/P