


IF YOU...



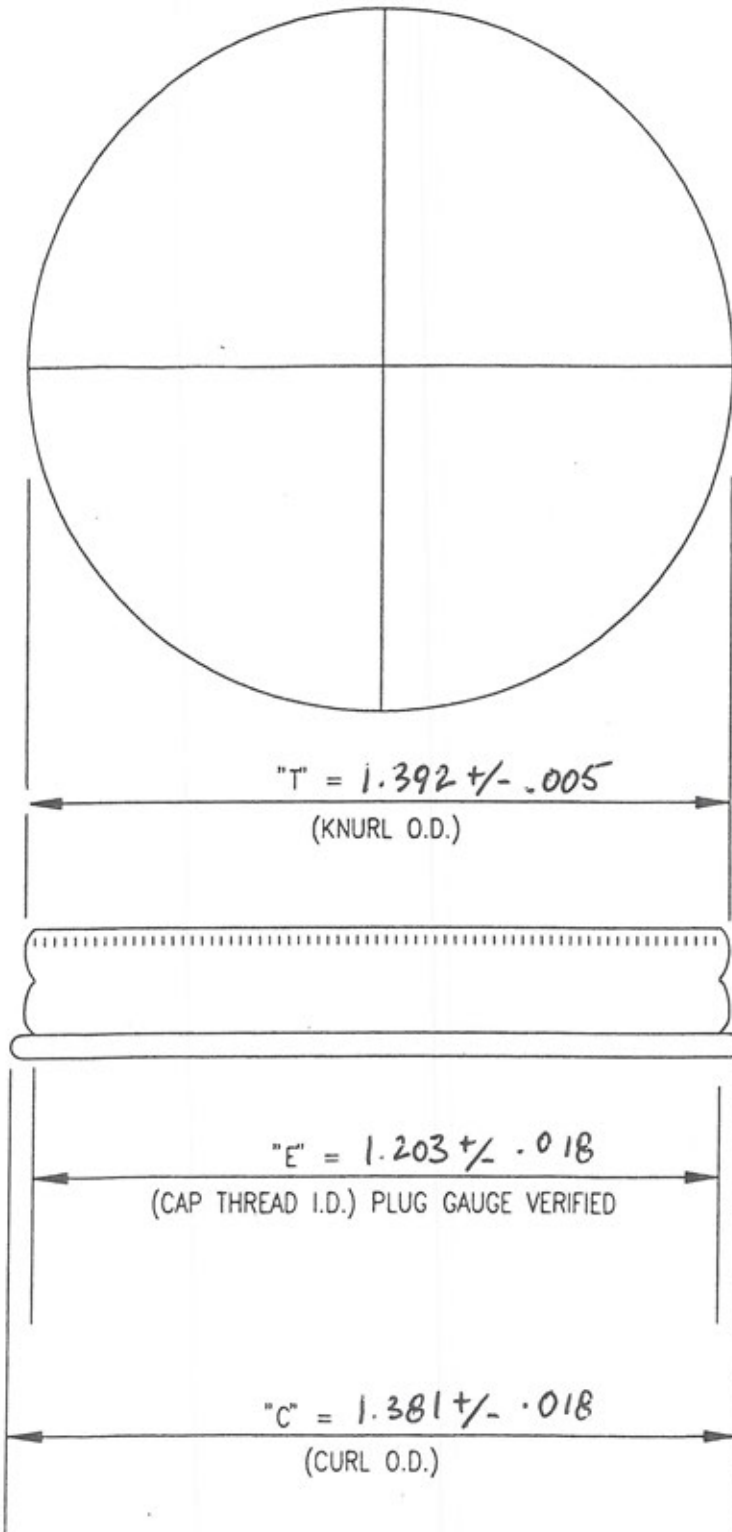
MIX IT. FILL IT. PACK IT. SHIP IT.

WE HAVE A **PRODUCT** FOR YOU



Part #	68W33K
Neck Width	33mm
Neck Finish	33-400
Color	Black
Material	Metal





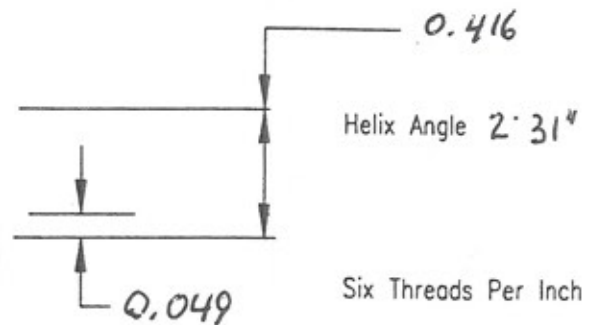
SIZE 33 MM CT SCREW CAP

METAL CLOSURE
 CONTINUOUS THREAD DIMENSIONS

CAP TOLERANCES:

HEIGHT - 0.395 - 0.438

TORQUE RANGE - 13 - 21 ⁴/₁₆



DWG. No. 610327		DATE: 1951
		DWG. BY LJT
GMA Rev. CL-1006	11- 1-95	PRECISION CALIPER VERIFIED
		BY: P.E.H. 4/20/10
Note: USER RESPONSIBLE FOR PERFORMANCE OF CONTAINER		

Closure dimensions shown are those which we have determined to be functional and within the tolerances of the Closure Manufacturers Association. Because of variation in container dimensions each closure/container system should be individually evaluated to ensure proper fit.