

IF YOU...



MIX IT. FILL IT. PACK IT. SHIP IT.

WE HAVE A **PRODUCT** FOR YOU

Part #68W83T

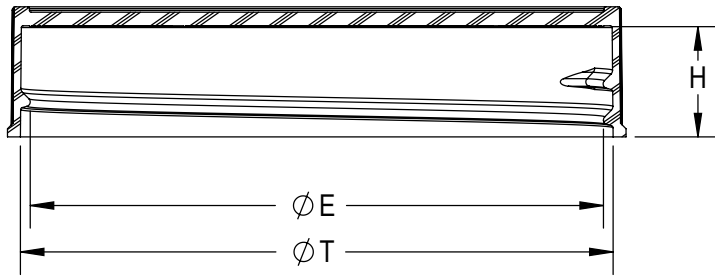
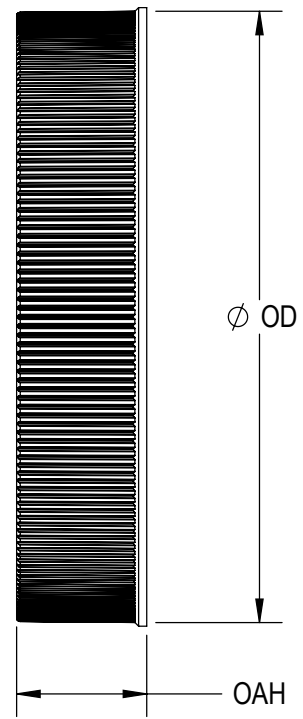
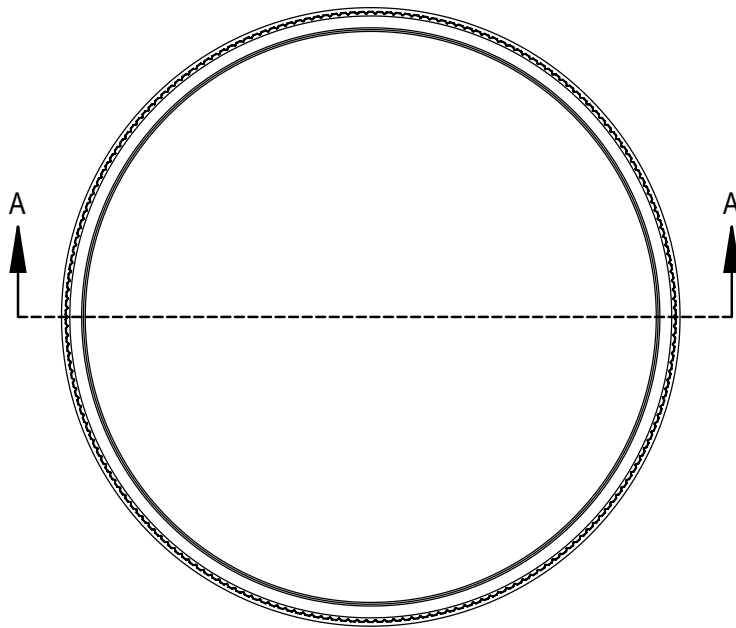
Plastic Caps

**83mm 83-445 White Ribbed (Matte Top)
Plastic Cap w/PS22 Liner (Printed)**



The
CARYCOMPANY
Est. 1895

1195 W. Fullerton Ave. | Addison, IL 60101 | T: 630.629.6600 | F: 630.629.3690 | TheCaryCompany.com



SECTION A-A

THREAD DETAIL: 5 THREADS PER INCH, 0.200" PITCH			
REFERENCE	TOLERANCE	UNITS	DIMENSION
E	±0.012 [0.30]	in [mm]	3.173 [80.59]
T	±0.012 [0.30]	in [mm]	3.280 [83.31]
H	±0.010 [0.25]	in [mm]	0.616 [15.65]
OAH	±0.012 [0.30]	in [mm]	0.720 [18.29]
OD	±0.012 [0.30]	in [mm]	3.423 [86.94]
PART WEIGHT	± 1.00	g	15.60

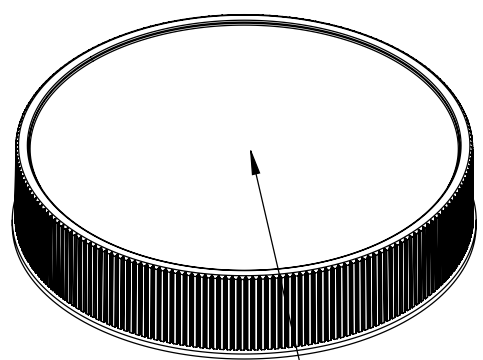

STATIC TORQUE RECOMMENDATION
32-60 in-lbs
THIS REQUIREMENT MAY VARY DEPENDING
UPON BOTTLE MATERIAL, NECK FINISH, AND
CAPPING EQUIPMENT

DRAWING TYPE : CUSTOMER			
REPLACES DRAWINGS: C-8036		DIMENSIONS ENCLOSED IN () INDICATE REFERENCE DIMENSIONS AND NO TOLERANCE LIMITS ARE ESTABLISHED	
TOLERANCES UNLESS OTHERWISE SPECIFIED			
DIMENSION (inches)	TOLERANCE	DIMENSION (mm)	TOLERANCE
0-0.787	±0.006	0-20	±0.152
0.788-1.181	±0.008	21-30	±0.203
1.182-2.756	±0.012	31-70	±0.305
2.757-3.937	±0.016	71-100	±0.406
3.938-5.096	±0.020	101-150	±0.508
5.097-7.874	±0.024	151-200	±0.610
7.875-9.843	±0.032	201-250	±0.813
ANGULAR TOLERANCE ± 2°			
PROPRIETARY AND CONFIDENTIAL			

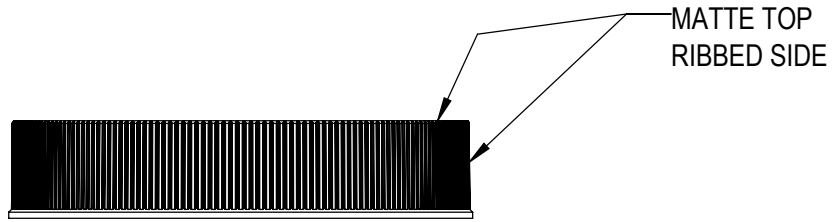
THE CLOSURE DIMENSIONS
DEPICTED ARE THOSE WHICH HAVE GENERALLY BEEN
FOUND TO BE FUNCTIONAL BASED ON INDUSTRY
EXPERIENCE BECAUSE OF VARIABILITY IN GLASS AND
PLASTIC CONTAINER FINISHES. EACH CLOSURE/FINISH
SYSTEM SHOULD BE INDIVIDUALLY EVALUATED AND
TESTED TO ENSURE IT MEETS APPLICABLE
PERFORMANCE CRITERIA. SEE QUALITY ASSURANCE
SPECIFICATIONS FOR ADDITIONAL INFORMATION.

 THIRD ANGLE PROJECTION SOLIDWORKS	DISTRIBUTION CODE D	DRAWING NAME 83-445 CT CLOSURE RG RIBBED SIDE, SMOOTH TOP, STACKING DRAWING NUMBER CQA - 10733			
	MATERIAL POLYPROPYLENE	MODEL NUMBER: PM 11157 83-445 CT			
DRAWN BY. DAS	6/19/2018	SCALE	SHEET SIZE	SHEET	REV.NP
ENG APPR. BDG	11/29/2018	1:1	8.5" X 11"	1 of 3	00.AA
QA APPR. REL	01/16/2019				

REVISIONS						
DATE	REV.	N/P	PRODUCT DRAWING REQUEST	DESCRIPTION	ENG	DRW
06/19/2018	00	AA	PDR 18-088	UPDATED DRAWING FORMAT AND ASSIGNED NEW DRAWING NUMBER. H UPDATED BASED ON PRODUCTION CAPABILITY. NO STEEL CHANGES HAVE OCCURRED	BDG	DAS



GATE LOCATION

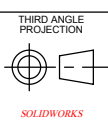


MATTE TOP RIBBED SIDE

MOLD NUMBER	GATE LOCATION
83600	SIDE

THE CLOSURE DIMENSIONS DEPICTED ARE THOSE WHICH HAVE GENERALLY BEEN FOUND TO BE FUNCTIONAL BASED ON INDUSTRY EXPERIENCE BECAUSE OF VARIABILITY IN GLASS AND PLASTIC CONTAINER FINISHES. EACH CLOSURE/FINISH SYSTEM SHOULD BE INDIVIDUALLY EVALUATED AND TESTED TO ENSURE IT MEETS APPLICABLE PERFORMANCE CRITERIA. SEE QUALITY ASSURANCE SPECIFICATIONS FOR ADDITIONAL INFORMATION.

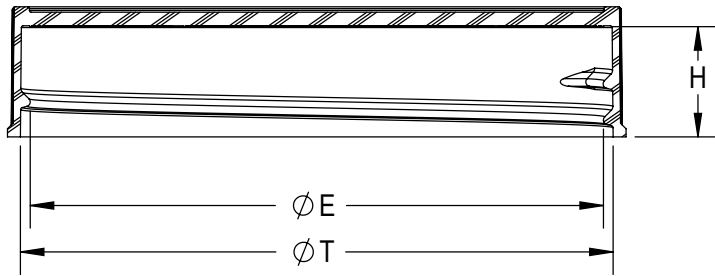
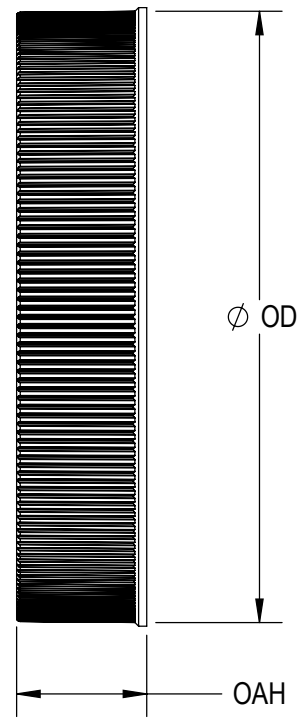
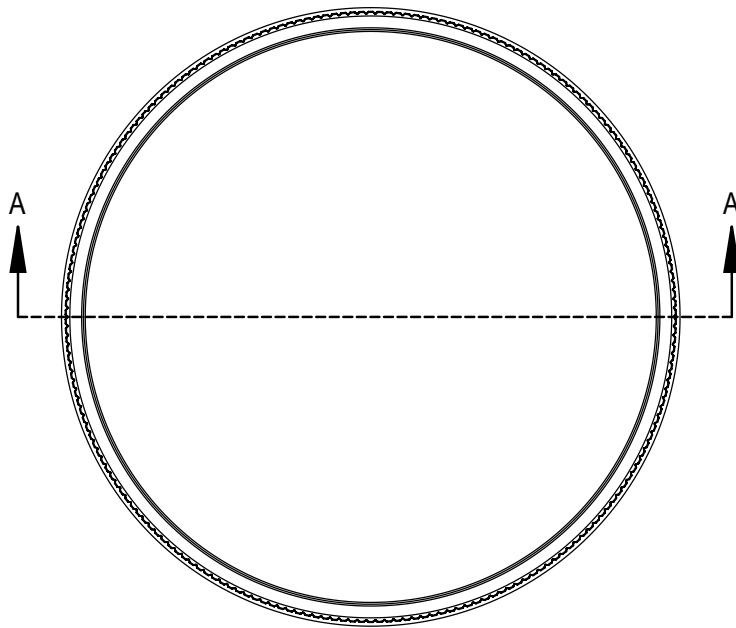
DRAWING TYPE : CUSTOMER			
REFERENCES: 83600		DIMENSIONS ENCLOSED IN () INDICATE REFERENCE DIMENSIONS AND NO TOLERANCE LIMITS ARE ESTABLISHED	
TOLERANCES UNLESS OTHERWISE SPECIFIED			
DIMENSION (inches)	TOLERANCE	DIMENSION (mm)	TOLERANCE
0-0.787	±0.006	0-20	±0.152
0.788-1.181	±0.008	21-30	±0.203
1.182-2.756	±0.012	31-70	±0.305
2.757-3.937	±0.016	71-100	±0.406
3.938-5.096	±0.020	101-150	±0.508
5.097-7.874	±0.024	151-200	±0.610
7.875-9.843	±0.032	201-250	±0.813
ANGULAR TOLERANCE ± 2°			
PROPRIETARY AND CONFIDENTIAL			



THIRD ANGLE PROJECTION
D
SOLIDWORKS

DISTRIBUTION CODE	DRAWING NAME		
D	83-445 CT CLOSURE RG RIBBED SIDE, SMOOTH TOP, STACKING		
DRAWING NUMBER	CQA - 10733		
MATERIAL	POLYPROPYLENE		
MODEL NUMBER:	PM 11157 83-445 CT		
SCALE	SHEET SIZE	SHEET	REV.NP
3:4	8.5 X 11	2 of 3	00.AA

DRAWN BY.	DAS	6/19/2018
ENG APPR.	BDG	11/29/2018
QA APPR.	REL	01/16/2019



SECTION A-A

THREAD DETAIL: 5 THREADS PER INCH, 0.200" PITCH			
REFERENCE	TOLERANCE	UNITS	DIMENSION
E	± 0.012 [0.30]	in [mm]	3.173 [80.59]
T	± 0.012 [0.30]	in [mm]	3.280 [83.31]
H	± 0.010 [0.25]	in [mm]	0.616 [15.65]
OAH	± 0.012 [0.30]	in [mm]	0.720 [18.29]
OD	± 0.012 [0.30]	in [mm]	3.423 [86.94]
PART WEIGHT	± 1.00	g	15.60

STATIC TORQUE RECOMMENDATION
32-60 in-lbs
 THIS REQUIREMENT MAY VARY DEPENDING
 UPON BOTTLE MATERIAL, NECK FINISH, AND
 CAPPING EQUIPMENT

DRAWING TYPE : CUSTOMER			
REPLACES DRAWINGS: C-8036		DIMENSIONS ENCLOSED IN () INDICATE REFERENCE DIMENSIONS AND NO TOLERANCE LIMITS ARE ESTABLISHED	
TOLERANCES UNLESS OTHERWISE SPECIFIED			
DIMENSION (inches)	TOLERANCE	DIMENSION (mm)	TOLERANCE
0-0.787	± 0.006	0-20	± 0.152
0.788-1.181	± 0.008	21-30	± 0.203
1.182-2.756	± 0.012	31-70	± 0.305
2.757-3.937	± 0.016	71-100	± 0.406
3.938-5.096	± 0.020	101-150	± 0.508
5.097-7.874	± 0.024	151-200	± 0.610
7.875-9.843	± 0.032	201-250	± 0.813
ANGULAR TOLERANCE $\pm 2^\circ$			
PROPRIETARY AND CONFIDENTIAL			

THE CLOSURE DIMENSIONS
 DEPICTED ARE THOSE WHICH HAVE GENERALLY BEEN
 FOUND TO BE FUNCTIONAL BASED ON INDUSTRY
 EXPERIENCE BECAUSE OF VARIABILITY IN GLASS AND
 PLASTIC CONTAINER FINISHES. EACH CLOSURE/FINISH
 SYSTEM SHOULD BE INDIVIDUALLY EVALUATED AND
 TESTED TO ENSURE IT MEETS APPLICABLE
 PERFORMANCE CRITERIA. SEE QUALITY ASSURANCE
 SPECIFICATIONS FOR ADDITIONAL INFORMATION.

 THIRD ANGLE PROJECTION 	DISTRIBUTION CODE D	DRAWING NAME 83-445 CT CLOSURE RG RIBBED SIDE, SMOOTH TOP, STACKING	
		DRAWING NUMBER CQA - 10733	
DRAWN BY.	DAS	6/19/2018	MATERIAL POLYPROPYLENE
ENG APPR.	BDG	11/29/2018	MODEL NUMBER: PM 11157 83-445 CT
QA APPR.	REL	01/16/2019	SCALE 1:1
			SHEET SIZE 8.5" X 11"
			SHEET 1 of 3
			REV.NP 00.AA